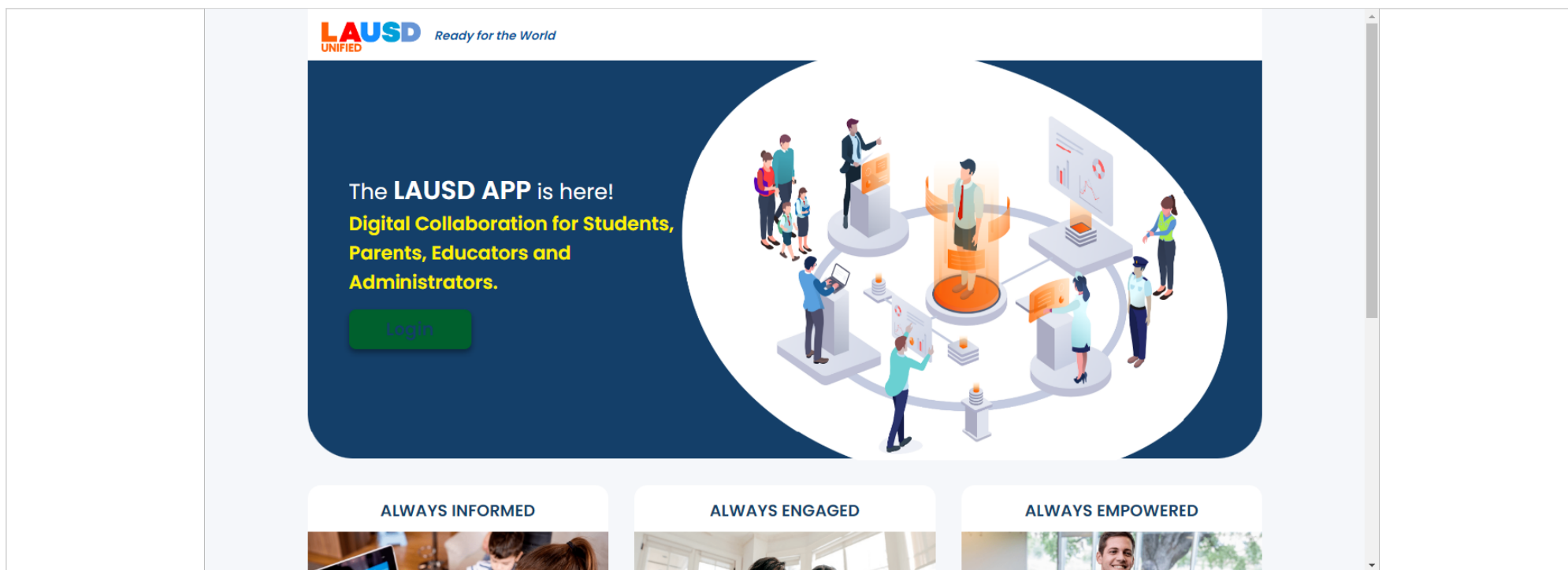




家長和社區服務



開始使用洛杉磯聯合校區(LAUSD) 家長門戶網站, 請造訪 lausdapp.lausd.net。只需在網頁瀏覽器中輸入地址, 即可直接進入門戶網站的登入頁面。





點按登入

LAUSD *Ready for the World*
UNIFIED

The **LAUSD APP** is here!
**Digital Collaboration for Students,
Parents, Educators and
Administrators.**

Login



ALWAYS INFORMED



ALWAYS ENGAGED



ALWAYS EMPOWERED

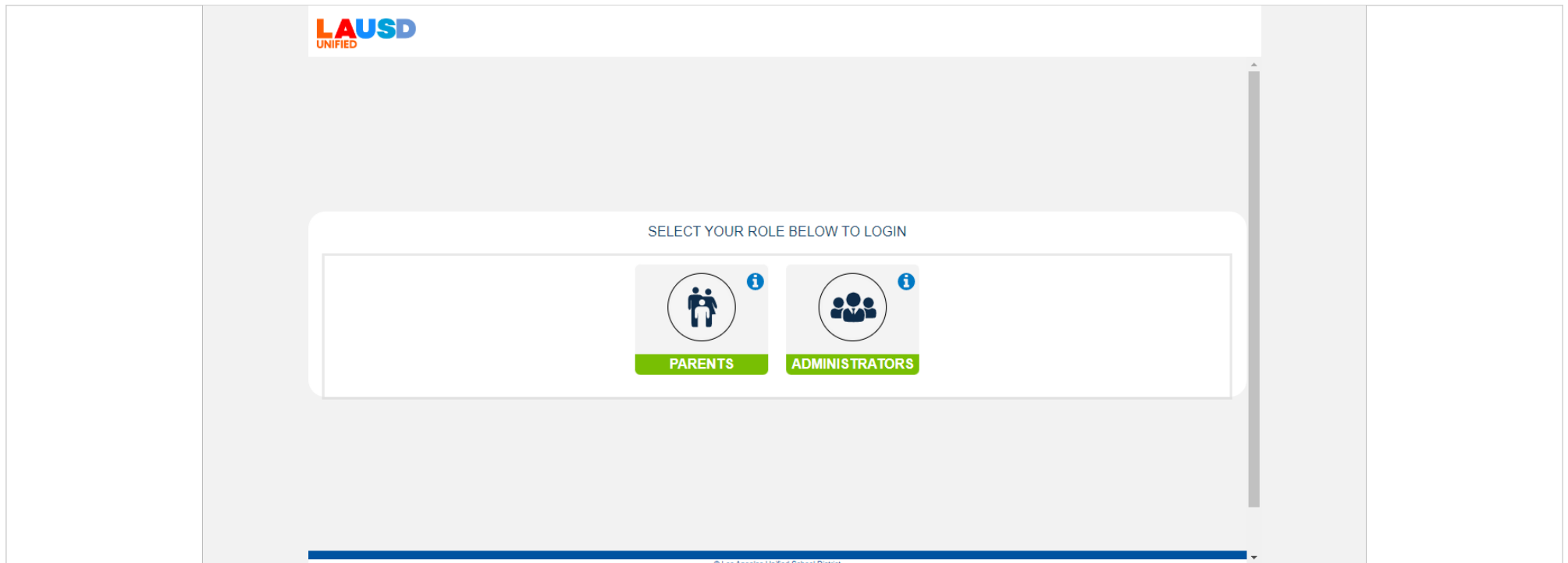




家長和社區服務



以家長身份登入，請在登入頁面選擇「家長」選項。這將為您轉至安全且個人化的主頁，您可以查看有關您孩子的教育和進度的資訊。






家長和社區服務



點按「家長」按鈕以訪問您的家長帳戶。





家長和社區服務



輸入您的使用者名稱和密碼以完成登入程序。請確保正確輸入您的資訊。



在登入之前，將要求您證明您不是機器人。您需要點按「我不是機器人」的勾選框。

LAUSD
UNIFIED

PARENT

User Name *
Sample.parent@lausd.net

Password *
••••••••••

☐ I'm not a robot

[Forgot Password?](#) [Register](#)

- Username is the email address you used for account registration.
- Session times out after 60 minutes.
- If you'd like to change the email address associated with your account, please sign in using old email address. Account edits can be made once you logged in successfully.



點按「登入」按鈕以訪問您的家長帳戶。點按登入

The screenshot shows a modal window titled "PARENT" with a close button (X) in the top right corner. The modal is set against a dark gray background. The LAUSD UNIFIED logo is visible in the top left corner of the background. The modal contains the following elements:

- User Name ***: A text input field containing "Sample.parent@lausd.net".
- Password ***: A password input field with masked characters (dots) and an eye icon to toggle visibility.
- Verification**: A "I'm not a robot" checkbox with a green checkmark, and a reCAPTCHA widget with a circular arrow icon and links for "Privacy" and "Terms".
- Links**: Two blue links, "Forgot Password?" and "Register", positioned above the "Cancel" and "Login" buttons.
- Buttons**: A "Cancel" button and a blue "Login" button.
- Help Text**: A list of three bullet points on the right side of the modal:
 - Username is the email address you used for account registration.
 - Session times out after 60 minutes.
 - If you'd like to change the email address associated with your account, please sign in using old email address. Account edits can be made once you logged in successfully.

At the bottom of the background page, there is a small copyright notice: "© Los Angeles Unified School District".



家長和社區服務



成功登入後，您將轉至LAUSD 家長門戶網站主頁。

LAUSD
UNIFIED

Beta Release

Welcome, Marksman
Parent

Home
Students
Calendar
Contacts
News & Events
Resources
FAQ
District Support

HELPFUL TIPS

Tip of the Month!
Request Device for Your Student

Feb 11 SATURDAY 10:05 pm

My Students View Students

Eric T Doe
11th-Grade Student
WOODROW WILSON SENIOR HIGH
POLICE ACADEMY MAGNET

Jerry T Doe
2nd-Grade Student
42nd Street Elementary

Jenny T Doe
7th-Grade Student
AUDUBON MIDDLE SCHOOL
GIFTED/HIGH ACHIEVER MAGNET




在側邊導覽中點擊「學生」選項

LAUSD
UNIFIED

☰

🔍 🔔 0 📄



Welcome, Marksman

Parent

🏠 Home

👤 Students

📅 Calendar

👥 Contacts

📢 News & Events

📖 Resources

❓ FAQ


🏠 District Support


⚙️ Preferences

🔧 Classic Mode

My Students

Add Student







Eric T Doe
11th-Grade Student
WOODROW WILSON SENIOR HIGH
POLICE ACADEMY MAGNET

✓ Enrolled

2 Absent/Tardy

View Student Details







Jerry T Doe
2nd-Grade Student
42nd Street Elementary

✓ Enrolled

0 Absent/Tardy

View Student Details





Jenny T Doe
7th-Grade Student
AUDUBON MIDDLE SCHOOL
GIFTED/HIGH ACHIEVER MAGNET

✓ Enrolled

0 Absent/Tardy

View Student Details

2023 年 2 月 12 日

9 頁 共 18



家長和社區服務



若要新增學生，請點擊頁面右上角的「新增學生」按鈕。

LAUSD UNIFIED

Beta Release

Welcome, Marksman
Parent

- Home
- Students
- Calendar
- Contacts
- News & Events
- Resources
- FAQ
- District Support

My Students

[Add Student](#)

Eric T Doe
11th-Grade Student
WOODROW WILSON SENIOR HIGH
POLICE ACADEMY MAGNET

Individual Acceleration Plan

A Attendance

B Building Skills

Jerry T Doe
2nd-Grade Student
42nd Street Elementary

Individual Acceleration Plan

A Attendance

B Building Skills

Jenny T Doe
7th-Grade Student
AUDUBON MIDDLE SCHOOL
GIFTED/HIGH ACHIEVER MAGNET

Individual Acceleration Plan

A Attendance

B Building Skills



請輸入學生證號、出生日期和PIN 碼。

LAUSD
UNIFIED

Beta Release

Welcome, Marksman
Parent

[Home](#)
[Students](#)
[Calendar](#)
[Contacts](#)
[News & Events](#)
[Resources](#)
[FAQ](#)
[District Support](#)

Student Management

Verify/Add a Student

Student ID*

Date of Birth (MMDDYYYY)*

Parent PIN Code*

☐ I'm not a robot
reCAPTCHA IA
Privacy - Terms

[Submit](#) [Cancel](#)



確認學生資訊，並勾選我不是機器人。



當您確認資訊正確，請點按提交按鈕。

The screenshot displays the LAUSD Unified Parent Portal interface. The top navigation bar includes the LAUSD logo and a menu icon. The left sidebar lists various services: Home, Students, Calendar, Contacts, News & Events, Resources, FAQ, and District Support. The main content area is titled 'Student Management' and features a 'Verify/Add a Student' section. This section contains three input fields: 'Student ID*', 'Date of Birth (MMDDYYYY)*', and 'Parent PIN Code*'. Below these fields is a reCAPTCHA verification area with a green checkmark and the text 'I'm not a robot'. A red box highlights the 'Submit' button, which is located at the bottom of the form. A 'Cancel' button is also visible next to the 'Submit' button. The page is marked as a 'Beta Release' in the top left corner of the main content area.



家長和社區服務



如果您輸入的資訊正確，學生將會連結至您的帳戶，您將獲取他們的資訊。

The screenshot displays the LAUSD Unified Parent Portal interface. The top navigation bar is dark blue with the LAUSD logo and a menu icon. A red banner indicates a 'Beta Release'. The user is logged in as 'Marksman' with a 'Parent' role. The sidebar on the left contains links to Home, Students, Calendar, Contacts, News & Events, Resources, FAQ, and District Support. The main content area is titled 'Student Management' and features a 'Verify/Add a Student' form. The form includes input fields for 'Student ID*', 'Date of Birth (MMDDYYYY)*', and 'Parent PIN Code*'. Below these fields is a CAPTCHA challenge with the text 'I'm not a robot' and a 'reCAPTCHA' logo. At the bottom of the form are 'Submit' and 'Cancel' buttons. A blue arrow button is visible in the bottom right corner of the page.



如果您輸入的資訊正確，學生將會連結至您的帳戶，您將獲取他們的資訊。返回「學生」部分，您將能夠查看與您的帳戶關聯的所有學生的全面列表。



重複此過程，以將其他學生添加到您的帳戶中。

The screenshot displays the LAUSD Unified Parent Portal interface. At the top, the LAUSD logo and a 'Beta Release' banner are visible. The user is logged in as 'Marksman' with a 'Parent' role. The 'Students' section is selected in the sidebar. The main area is titled 'Student Management' and contains a 'Verify/Add a Student' form. The form has three input fields: 'Student ID*', 'Date of Birth (MMDDYYYY)*', and 'Parent PIN Code*'. Below these fields is a reCAPTCHA verification step with a green checkmark and the text 'I'm not a robot'. At the bottom of the form are 'Submit' and 'Cancel' buttons. A blue arrow button is located at the bottom right of the page.



家長和社區服務

如需額外支援，請聯絡您的學校或撥打我們的熱線號碼

家庭：(213) -443-1300

員工：(213) 241-2700

